ACHTUNG

MASCHINENTEIL FAEHRT AUS;
SICHERHEITSABSTAENDE EINHALTEN
MIN. 500mm

ATTENTION

MACHINE PART MOVES OUT;
OBSERVE SAFETY DISTANCES
MIN. 500mm

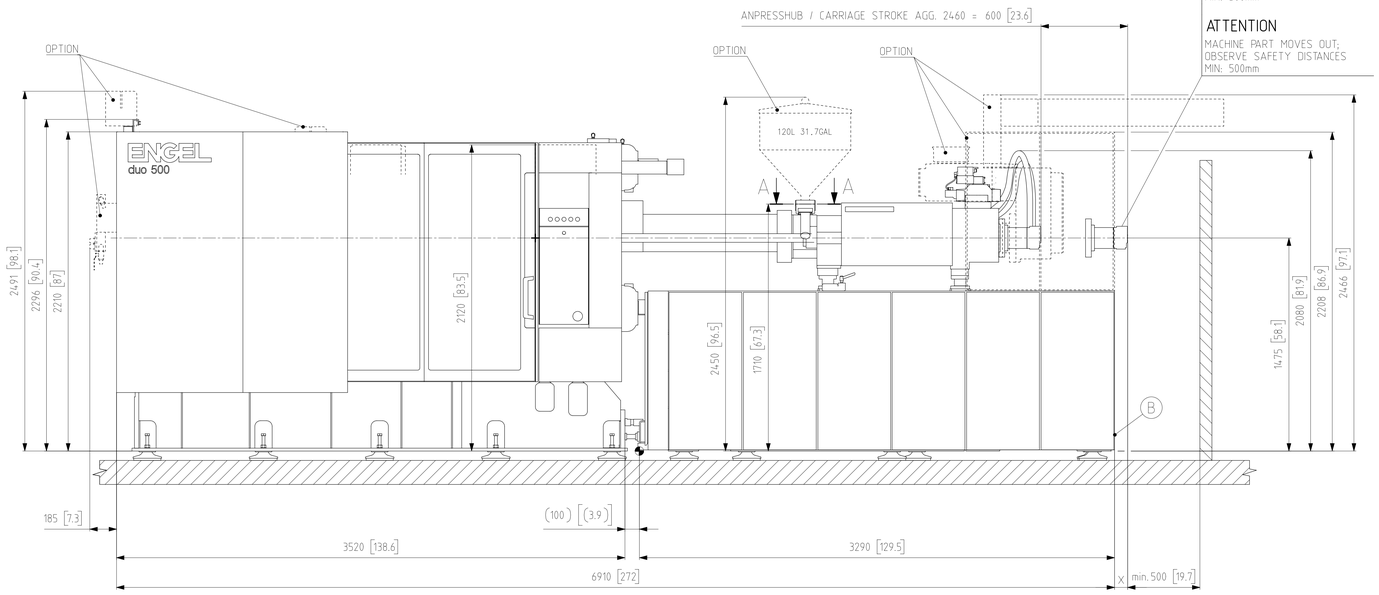

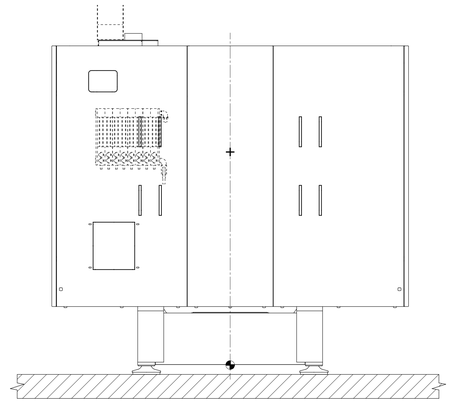

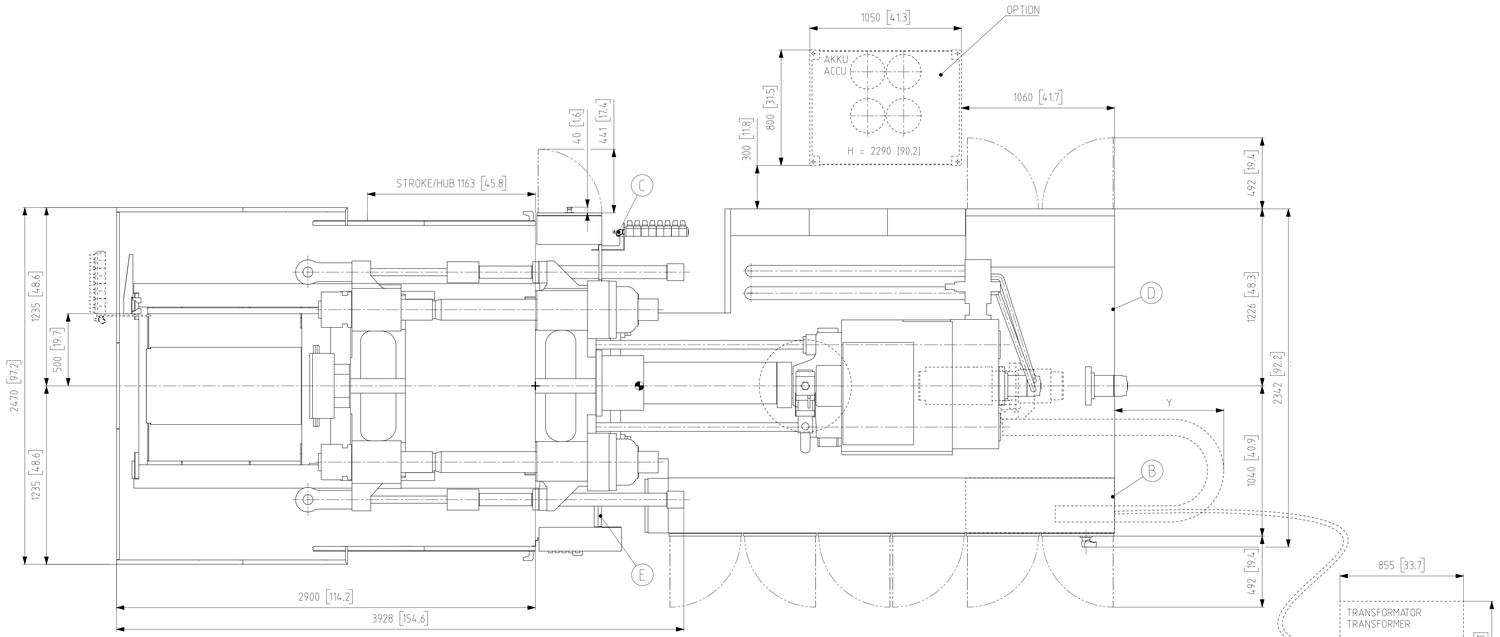

Option: (1:5)

UNIVERSALFLANSCH
UNIVERSAL ADAPTER

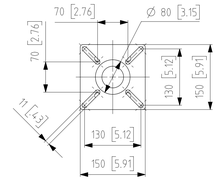

A-A (1:5)

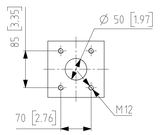

TYPE	MASSEZYLINDER SCHNECKEN Ø SCREW DIAMETER		X UEBERSTAND AGG. OVERSIZE INJ.	Y UEBERSTAND E-ANTRIEB OVERSIZE E-SCREW DRIVE	MASCHINENGEWICHT OHNE OEL MACHINE WEIGHT WITHOUT OIL SCHLIESSSEITE CLAMP UNIT	SPRITZSEITE INJECTION UNIT
DUO 2460/450-500 *DUO 2460/500-550US*	*L/D20*	60	-	535 [21.1]	14 000 kg 30 870 lb	6 500 kg 14 330 lb
		70	-	647 [25.5]		
		80	*91 [3.6]*	*756 [29.8]*		
	L/D24	60	-	655 [25.8]		
		70	153 [6.0]	787 [31.0]		
		80	411 [16.2]	916 [36.1]		

*) MAX. WERKZEUGGEWICHT (GESAMT)
MAX. MOULD WEIGHT (TOTAL) 6 500 kg / 14 350 lb

MAX. WERKZEUGGEWICHT PRO AUFSPANNPLATTE
MAX. MOULD WEIGHT PER PLATEN 4 300 kg / 9 500 lb

MAX. WERKZEUG SCHWERPUNKTSABSTAND
VON DEN AUFSPANNFLAECHEN
MAX. DISTANCE OF THE MOULDS CENTRE
OF GRAVITY FROM CLAMPING SURFACES 285 mm / 11.2 "

HINWEIS - IN KLAMMER GESETZTE WERTE REPRAESENTIEREN
DIE IN DEZIMALE INCH UMGEREHNETEN MASSANGABEN
KURSIVE SCHREIBWEISE FUER DARGESTELLTE KOMBINATION

NOTICE - DIMENSIONS SHOWN IN PARENTHESIS REPRESENT
METRIC VALUES CONVERTED INTO DECIMAL INCHES
CURSIVE SPELLING FOR THE DISPLAYED COMBINATION

A UMRISS MASCHINE
CONTOUR MACHINE

B ELEKTROANSCHLUSS
MAIN CONNECTION

C KUEHLWASSER ZULAUF-ABLAUF 3/4"
COOLING WATER INLET-OUTLET 3/4"

D OELKUEHLER ZULAUF-ABLAUF 1 1/2"
OIL COOLER INLET-OUTLET 1 1/2"

E PNEUMATIK ANSCHLUSS (OPTION)
PNEUMATIC SUPPLY (OPTION)

DESCRIPTION/BENENNUNG
MAIN DIMENSION DUO 2460_500-550US
FUNDAMENTPLAN DUO 2460_450-500

SCALE/MASSST. 1:15

DRAWING NO./ZNR.	REV.NO/NR	DOC/DOK.TYP	STAT.	SH.NO./BL.NR.
0515-904-23-30	03	DRW	FR	1/2

APPL.STDS/NITC.NORMEN	CREATED BY/ERSTELLT VON	DATE/DATUM
ETR 10009 ISO 1101 ISO 8015 ISO 14405 ISO 2768 - mK ISO 1302	47152,RABE,S	17-08-2016
	MODIFIED BY/GEAENDERT VON 20392,MUEH,W	DATE/DATUM 28-08-2019
	COPY FROM/URSPR.ZNR. - KG	MASS/MASSE

MATERIAL/WERKSTOFF #1	MATERIAL/WERKSTOFF #2	MATERIAL/WERKSTOFF #3	SIZE/FORMAT
			ISO-A0
ACC.TO/GEMAESS	ACC.TO/GEMAESS	ACC.TO/GEMAESS	DO NOT SCALE DRAWING

REPRODUCTION, DISTRIBUTION AND UTILIZATION OF THIS DOCUMENT AS WELL AS COMMUNICATION OF ITS CONTENTS TO OTHERS WITHOUT EXPRESS AUTHORIZATION IS PROHIBITED. OFFENDERS WILL BE HELD LIABLE FOR THE PAYMENT OF DAMAGES. ALL RIGHTS RESERVED. COPYRIGHT (c) ENGEL
WEITERGABE SOWIE VERVIELFAELTIGUNG DIESES DOKUMENTS, VERWERTUNG UND MITTEILUNG SEINES INHALTS VERBOTEN, SOWEIT NICHT AUSDRUECKLICH GESTATTET. ZUWIDERHANDLUNGEN VERPFLICHTEN ZU SCHADENERSATZ. ALLE RECHTE VORBEHALTEN. COPYRIGHT (c) ENGEL

ENGEL

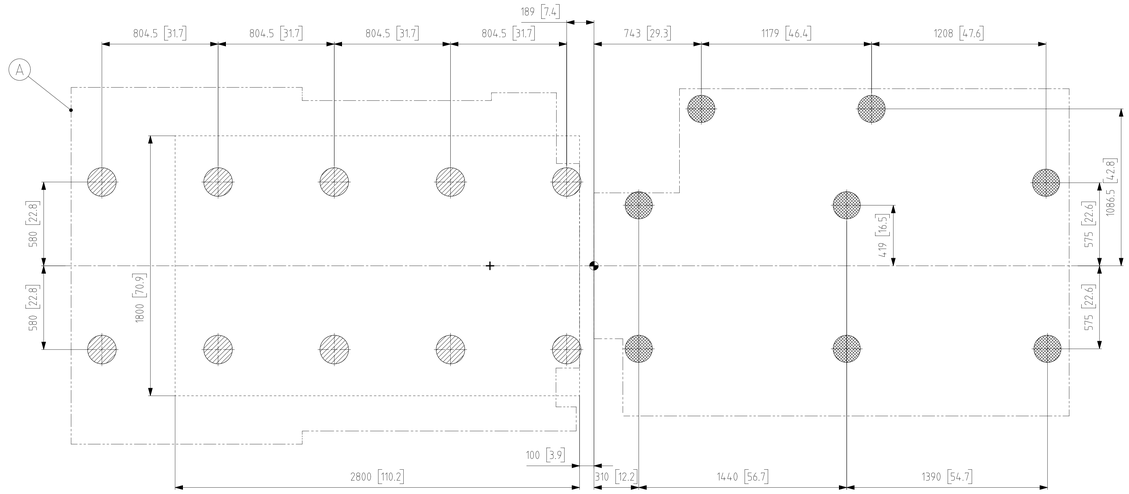

FUNDAMENTSEBENHEIT ±15mm AUF 20 m (DIN 18202)
FOUNDATION FLATNESS ±0.6" ON 65 ft (DIN 18202)

MAX. STAT.+DYN. FLAECHENBELASTUNG
DES FUNDAMENTS 5.7 t/m²
MAX. STAT.+DYN. AREA LOAD OF THE
FOUNDATION 1162 lbs/ft²

MASCHINENSCHUHE
LEVEL MOUNTS

MIT SCHWINGUNGSDAEMPFUNGSELEMENTEN
WITH VIBRATIONS DAMPENING ELEMENTS

(1:8)

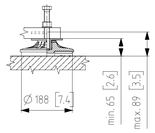

max 5 to / 11000 lb

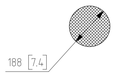

MAX. STAT.+DYN. BELASTUNG PRO SCHUH 1.4 t/SCHUH
MAX. STAT.+DYN. LOAD PER LEVEL MOUNT 3090 lbs/LEVEL MOUNT

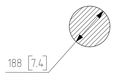

*) MAX. STAT.+DYN. BELASTUNG PRO SCHUH 3.2 t/SCHUH
MAX. STAT.+DYN. LOAD PER LEVEL MOUNT 7060 lbs/LEVEL MOUNT

DESCRIPTION/BENENNUNG
MAIN DIMENSION DUO 2460_500-550US
FUNDAMENTPLAN DUO 2460_450-500

SCALE/MASSST. 1:15

DRAWING NO./ZNR.	REV.NO/NR	DOC/DOK.TYP	STAT.	SH.NO./BL.NR.
0515-904-23-30	03	DRW	FR	2/2

APPL.STDS/NITC.NORMEN	CREATED BY/ERSTELLT VON	DATE/DATUM
ETR 10009 ISO 1101 ISO 8015 ISO 14405 ISO 2768 - mK ISO 1302	47152.RABE.S	17-08-2016
	MODIFIED BY/GEAENDERT VON 20392.MUEH.W	DAT./DATUM 28-08-2019
	COPY FROM/URSPR.ZNR. - KO	MASS/MASSE
MATERIAL/WERKSTOFF #1	MATERIAL/WERKSTOFF #2	MATERIAL/WERKSTOFF #3
ACC.TO/GEMAESS	ACC.TO/GEMAESS	ACC.TO/GEMAESS

SIZE/FORMAT ISO-A0
DO NOT SCALE DRAWING

REPRODUCTION, DISTRIBUTION AND UTILIZATION OF THIS DOCUMENT AS WELL AS COMMUNICATION OF ITS CONTENTS TO OTHERS WITHOUT EXPRESS AUTHORIZATION IS PROHIBITED. OFFENDERS WILL BE HELD LIABLE FOR THE PAYMENT OF DAMAGES. ALL RIGHTS RESERVED. COPYRIGHT (c) ENGEL.
WEITERGABE SOWIE VERVIELFAELTIGUNG DIESES DOKUMENTS, VERWERTUNG UND MITTEILUNG SEINES INHALTS VERBOTEN, SOWEIT NICHT AUSDRUECKLICH GESTATTET. ZUWIDERHANDLUNGEN VERPFLICHTEN ZU SCHADENERSATZ. ALLE RECHTE VORBEHALTEN. COPYRIGHT (c) ENGEL.

ENGEL